



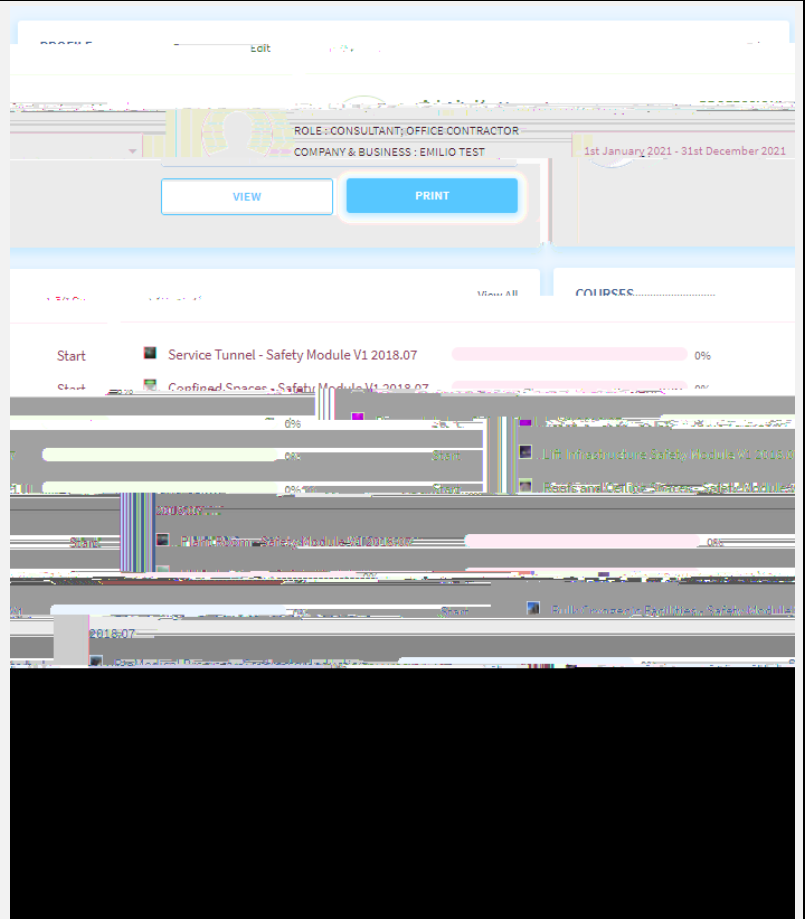
[Link to - Contractor Induction Portal](#)

Contractor

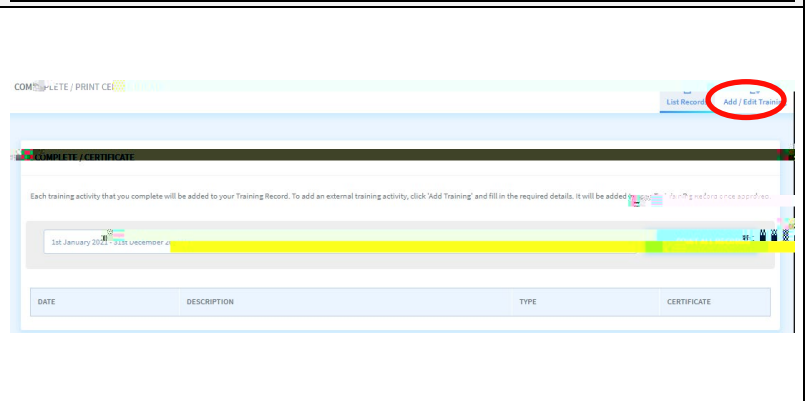




a. Dashboard:



b. Training Record:



c. Courses:

The screenshot shows a user interface for 'MY COURSES'. At the top right, there are icons for 'Courses' and 'Completed Courses'. Below this, a section titled 'PART A & B INDUCTION MODULES' contains two course cards. The first card is 'Part A - General Contractor Induction V2 2019.07.29' with a progress bar at 98% and a 'RESUME' button. The second card is 'Part B - Induction - Construction risk or hazardous work on the UNSW' with a progress bar at 0% and a 'START' button. Below this is a 'SAFETY MODULE' section with a large banner image featuring a 'DANGER' sign and 'CONFINED SPACE' text. At the bottom, there are four small thumbnails for 'BioMedical Precinct - Contractor', 'Bulk Cryogenic Facilities - Safety', 'Confined Spaces - Safety Module V1', and 'HV Substation - Safety Module V1'.

UNSW Documents:

The screenshot shows a page titled 'UNSW DOCUMENTS'. It features a vertical list of blue buttons with white text, each representing a document category: 'CRYOGENIC FACILITIES', 'CONSTRUCTION WORK', 'ACCESS', 'LIFTS', 'ROOFS/CEILINGS', 'SUBSTATIONS', and 'SERVICE TUNNELS'. A small cursor icon is visible at the bottom left of the list.

Links:

The screenshot shows a page titled 'LINKS'. It features a large blue icon of a document with a checkmark. Below the icon, a message reads: 'There are no links available at the moment.'



My Licences:

